





Properly Disinfecting Hard Surfaces

For hard flat nonfood contact surfaces, like floors, countertops and tables, soak your clean cloth in the disinfectant solution and wring it out slightly, just so it's not dripping. Apply the solution and leave it on for up to ten minutes* and let it air dry. For food contact surfaces: Apply the solution and leave it on for up to ten minutes* and then rinse with clean water and let it air dry.

- Use the microfiber folded into quarters, so you have 8 sides to work with. Then place in laundry bag to be laundered. Alternately disposable microfiber cloths can be utilized. Remember use a cloth one time.
- **DO NOT REINTRODUCE A USED MICROFIBER INTO THE DISINFECTING SOLUTION!**

*Be sure to review the EPA LIST N AS for proper dwell time. For fighting Coronavirus, its longer than what is listed on the label in some cases.

List N: Products with Emerging Viral Pathogens AND Human Coronavirus claims for use against SARS-CoV-2

EPA Registration Number	Active Ingredient(s)	Product Name	Follow the disinfection directions and preparation for the following virus	Contact Time (in minutes)
 70627-74	Hydrogen peroxide	Oxivir 1	Canine Parvovirus; Enterovirus Type D68	1
 70627-77	Hydrogen peroxide	Oxivir 1 Wipes	Enterovirus Type D68	1
 70627-24	Quaternary ammonium	Virex™ II / 256	Adenovirus Type 2	10
 82972-1	Chlorine dioxide; Quaternary ammonium	Vital Oxide	Adenovirus; Canine parvovirus	10